

# ICF-1150 Series

## Industrial serial-to-fiber converters



- > 3-way communication: RS-232, fiber, and RS-422/485
- > Rotary switch to change the pull high/low resistor value
- > Extend RS-232/422/485 transmission up to:
  - 40 km with single-mode
  - 5 km with multi-mode
- > 3-way Galvanic Isolation (for “I” model only)
- > -40 to 85°C wide temperature models available
- > Class I, Div. II certification



### Three-Way Communication

The ICF-1150 series support 2 serial ports, with a D-sub9 connector for RS-232 communication and a removable terminal block for RS-422 or RS-485 communication. The 3 ports (2 serial ports and one fiber port) are completely independent. When an ICF-1150 converter receives data from any one port, it will send the data out through the other 2 ports. For example, once the ICF-1150 converter receives

a command from the remote master through the fiber port, it will convert the signal and send the command through the RS-232 and RS-422/485 ports at the same time. If the user is monitoring a system running on an RS-485 network, there is no need to use an additional RS-232 to RS-485 converter to connect the laptop computer's serial port to the RS-485 bus.

### Rotary Switch for Setting the Pull High/Low Resistor

The RS-485 interface supports multi-drop or daisy-chain connections, which system engineers will use to connect serial devices such as meters, RTUs, and readers together on the same bus. Since the number of serial devices on the same bus will cause the impedance

of the data line to increase, the ICF-1150 allows users to tune the pull high/low resistor. Just rotate the switch to the appropriate value without removing the ICF-1150 from the DIN-rail.

### Pull High/Low Resistor Values

Position	0	1	2	3	4	5	6	7	8	9
ohms	150K	10K	4.7K	3.3K	1K	909	822	770	500	485

### Specifications

#### Optical Fiber Side

**Fiber Connector:** SC or ST

#### Cable Requirements:

Single-mode: 8.3/125, 8.7/125, 9/125, or 10/125  $\mu$ m

Multi-mode: 50/125, 62.5/125, or 100/140  $\mu$ m

#### Transmission Distance:

Single-mode: 40 km

Multi-mode: 5 km

#### Wavelength:

ICF-1150-S (single-mode): 1310 nm

ICF-1150-M (multi-mode): 850 nm

#### Tx Output:

ICF-1150-S (single-mode): > -5 dBm

ICF-1150-M (multi-mode): > -5 dBm

#### Rx Sensitivity:

ICF-1150-S (single-mode): -25 dBm

ICF-1150-M (multi-mode): -20 dBm

**Point-to-Point Transmission:** Half-duplex or full-duplex

**Ring Transmission:** Half-duplex

#### RS-232/422/485 Side

**RS-232 Signals:** TxD, RxD, GND

**RS-422 Signals:** TxD+, TxD-, RxD+, RxD-, GND

**RS-485-4w Signals:** TxD+, TxD-, RxD+, RxD-, GND

**RS-485-2w Signals:** Data+, Data-, GND

**Baudrate:** 50 bps to 921.6 Kbps

**ESD Protection:** 15 KV for all signals

**Isolation:** 2 KV RMS isolation per I/O port for 1 minute

### Physical Characteristics

**Housing:** Metal  
**Dimensions:** 30.3 x 70 x 115 mm (1.19 x 2.76 x 4.53 in)  
**Weight:** 330 g

### Environmental Limits

**Operating Temperature:**  
 Standard Models: 0 to 60°C (32 to 140°F)  
 Wide Temp. Models: -40 to 85°C (-40 to 185°F)  
**Storage Temperature:** -40 to 85°C (-40 to 185°F)  
**Ambient Relative Humidity:** 5 to 95% (non-condensing)

### Power Requirements

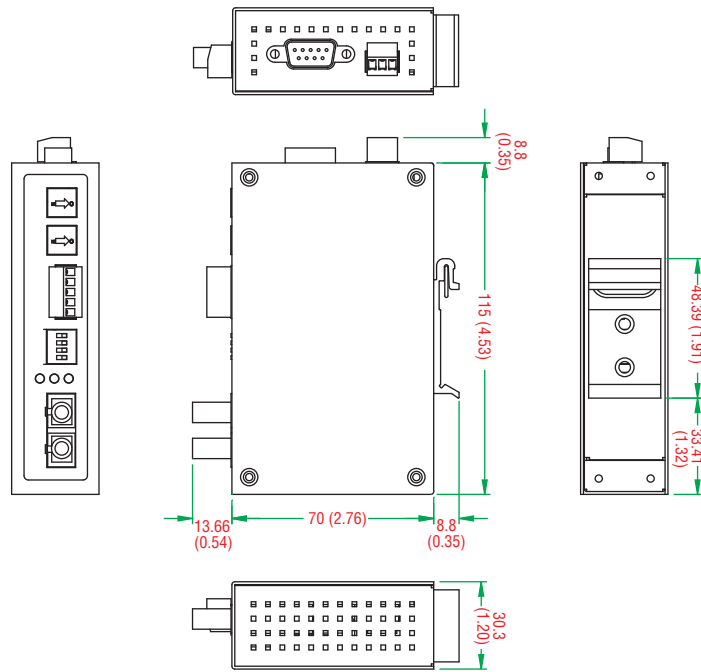
**Input Voltage:** 12 to 48 VDC  
**Power Consumption:**  
 ICF-1150: 127 mA @ 12 V  
 ICF-1150I: 163 mA @ 12 V  
**Voltage Reversal Protection:** Protects against V+/V- reversal  
**Over Current Protection:** 1.1 A (protects against two signals shorted together)

### Standards and Certifications

**Safety:** UL 508  
**Hazardous Location:** UL/cUL Class I Division 2 Groups A/B/C/D, ATEX Zone 2 EEx nC IIC  
**EMC:** CE, FCC  
**EMI:** EN 55022 Class B, FCC Part 15 Subpart B Class B  
**EMS:**  
 EN 61000-4-2 (ESD) Level 4,  
 EN 61000-4-3 (RS) Level 2,  
 EN 61000-4-4 (EFT) Level 4,  
 EN 61000-4-5 (Surge) Level 3,  
 EN 61000-4-6 (CS) Level 2,  
 EN 61000-4-8 (PFMF) Level 3  
**Freefall:** IEC 60068-2-32  
**Green Product:** RoHS, CRoHS, WEEE  
**MTBF (mean time between failures):**  
**Time:** 792,085 hrs  
**Database:** Telcordia (Bellcore), GB  
**Water and Dust Proof:** IP30  
**Warranty**  
**Warranty Period:** 5 years  
**Details:** See [www.moxa.com/warranty](http://www.moxa.com/warranty)

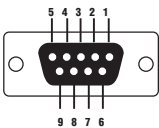
### Dimensions

Unit: mm (inch)



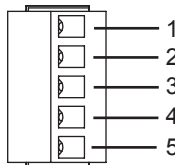
### Pin Assignment

#### DB9 female connector



Pin	RS-232
1	-
2	TxD
3	RxD
4	-
5	GND
6	-
7	-
8	-

#### Terminal block connector



Pin	RS-422/485-4w	RS-485-2w
1	GND	GND
2	RxD-(A)	Data-(A)
3	RxD+(B)	Data+(B)
4	TxD-(A)	-
5	TxD+(B)	-

## : Ordering Information

### Available Models

**ICF-1150-M-SC:** Industrial RS-232/422/485 to multimode fiber converter, SC connector, 0 to 60°C operating temperature

**ICF-1150-M-ST:** Industrial RS-232/422/485 to multimode fiber converter, ST connector, 0 to 60°C operating temperature

**ICF-1150-S-SC:** Industrial RS-232/422/485 to single mode fiber converter, SC connector, 0 to 60°C operating temperature

**ICF-1150-S-ST:** Industrial RS-232/422/485 to single mode fiber converter, ST connector, 0 to 60°C operating temperature

**ICF-1150I-M-SC:** Industrial RS-232/422/485 to multimode fiber converter, SC connector, 2 KV isolation, 0 to 60°C operating temperature

**ICF-1150I-M-ST:** Industrial RS-232/422/485 to multimode fiber converter, ST connector, 2 KV isolation, 0 to 60°C operating temperature

**ICF-1150I-S-SC:** Industrial RS-232/422/485 to single mode fiber converter, SC connector, 2 KV isolation, 0 to 60°C operating temperature

**ICF-1150I-S-ST:** Industrial RS-232/422/485 to single mode fiber converter, ST connector, 2 KV isolation, 0 to 60°C operating temperature

**ICF-1150-M-SC-T:** Industrial RS-232/422/485 to multimode fiber converter, SC connector, -40 to 85°C operating temperature

**ICF-1150-M-ST-T:** Industrial RS-232/422/485 to multimode fiber converter, ST connector, -40 to 85°C operating temperature

**ICF-1150-S-SC-T:** Industrial RS-232/422/485 to single mode fiber converter, SC connector, -40 to 85°C operating temperature

**ICF-1150-S-ST-T:** Industrial RS-232/422/485 to single mode fiber converter, ST connector, -40 to 85°C operating temperature

**ICF-1150I-M-SC-T:** Industrial RS-232/422/485 to multimode fiber converter, SC connector, 2 KV isolation, -40 to 85°C operating temperature

**ICF-1150I-M-ST-T:** Industrial RS-232/422/485 to multimode fiber converter, ST connector, 2 KV isolation, -40 to 85°C operating temperature

**ICF-1150I-S-SC-T:** Industrial RS-232/422/485 to single mode fiber converter, SC connector, 2 KV isolation, -40 to 85°C operating temperature

**ICF-1150I-S-ST-T:** Industrial RS-232/422/485 to single mode fiber converter, ST connector, 2 KV isolation, -40 to 85°C operating temperature

### Optional Accessories

**DR-4524:** 45 W, 2 A Din-Rail 24 VDC power supply with universal 85 to 264 VAC input

### Package Checklist

- 1 ICF-1150 series fiber converter
- Quick installation guide (printed)
- Warranty card